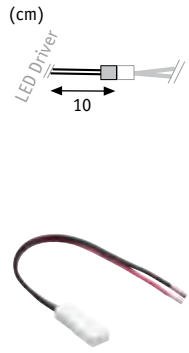


230V LED Driver → 350 mA max. 3A
500 mA
700 mA

for LED-Driver Disc $\square=377$



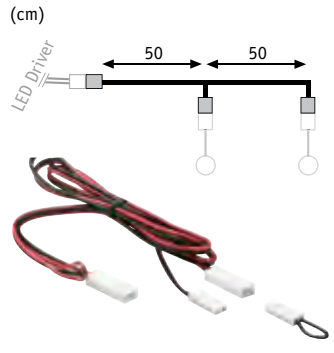
**Adapter JST 1x0,1m,
350, 500, 700, 1000mA
(2x0,5mm²)**

↔0,1 m

EAN 4000870 002285

228

LED




**Adapter JST 1x1m, 350, 500,
700, 1000mA (2x0,5mm²)**

↔1 m

EAN 4000870 002292

229

LED



**Adapter JST 1x1m, 350, 500,
700, 1000mA (2x0,5mm²)**

↔1 m

EAN 4000870 002339

233

LED

for $\square=224, 226, 350-355$



AMP Connector 4m

12 V

∅14 mm ↔48 mm ∇28 mm

↔4 m

EAN 4000870 988930

988.93

LED

for $\square=229-230, 234-235, 240-241, 243-244, 378$



Special Line IP65 Connector

max. 100 W

12 V

↔5 m

EAN 4000870 988466

988.46

IP65

👉 Černá 📦 Pryž
👉 Czarny 📦 guma
👉 черный 📦 резина