



Safety Instructions



0,1,2,3,4,6,7,8,
11,15,22,26,27



Info Hotline

+49 (0) 5041 998 389

Mon. - Do. 7⁰⁰ - 20⁰⁰

Fr. 7⁰⁰ - 17⁰⁰

Paulmann Licht GmbH
31832 Springe / Germany
www.paulmann.com

Art.-Nr.:

750.50

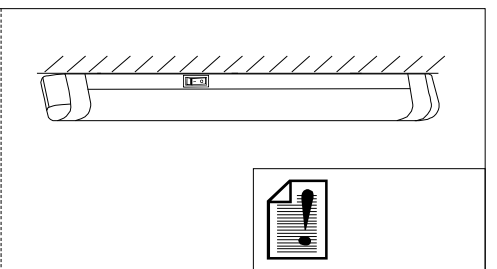
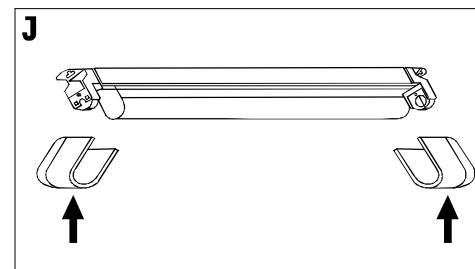
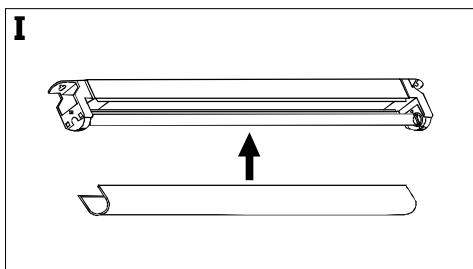
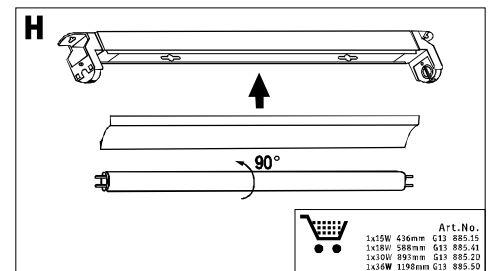
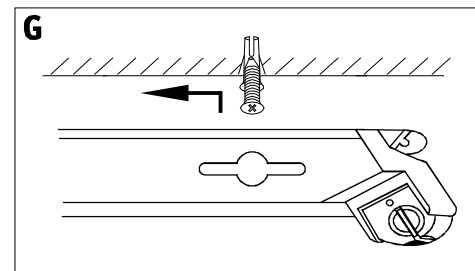
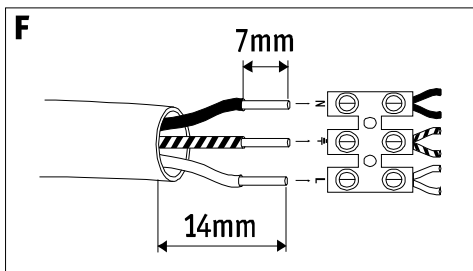
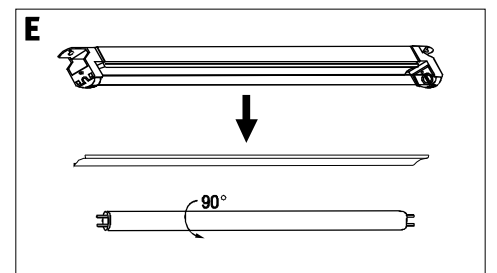
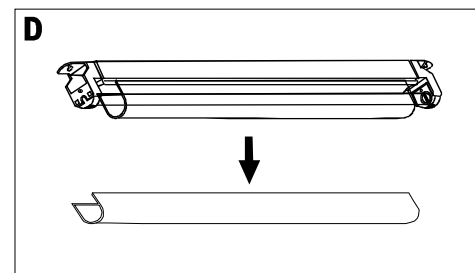

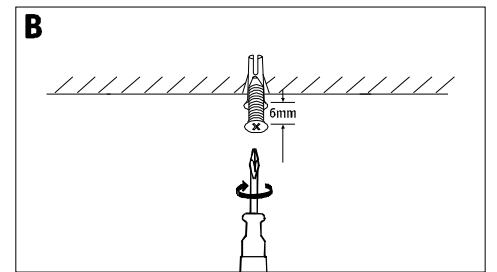
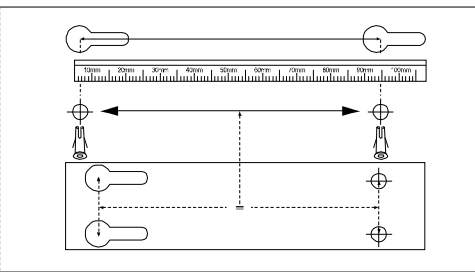
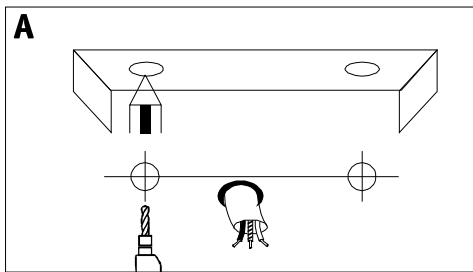
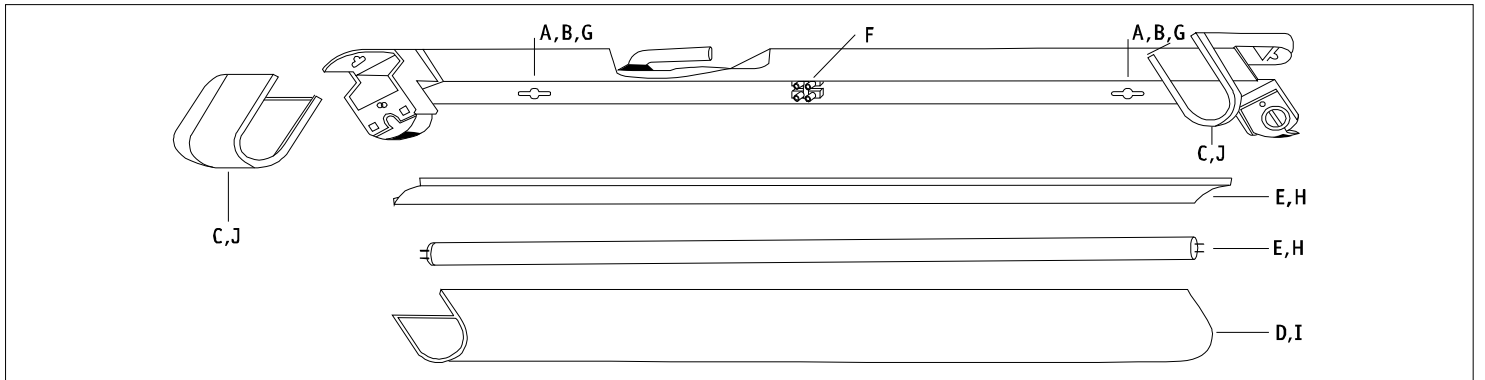
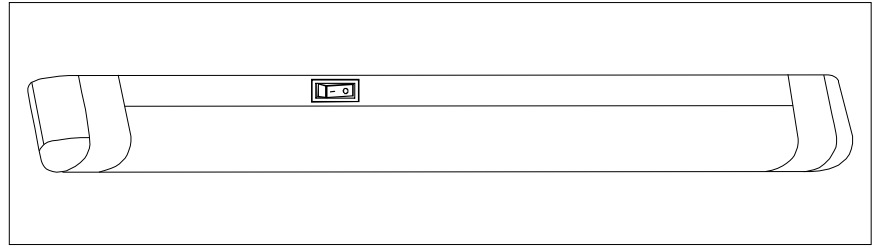
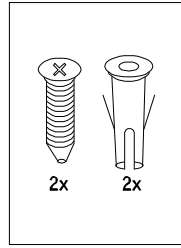
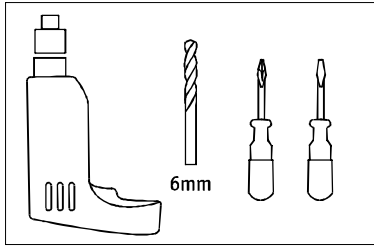
750.80


750.00

750.60

(+MA 173)

PKL 01/13 



	Art. No.
	1415W 436mm G13 885.15
	1418W 588mm G13 885.41
	1430W 893mm G13 885.20
	1436W 1198mm G13 885.50

Instruction for luminaire service

Replace aged or failed lamp	Switch Off switch off supply to luminaire	Open Luminaire	Remove old lamp send to recycling centre	Fit new lamp Insert the new lamp into lamp holder	Refit optic	Make Functional test

Instruction for luminaire cleaning

Clean Luminaire	Switch Off switch off supply to luminaire	Wipe outside optic	Remove optic	Clean inside luminaire	Refit Optic	Make Functional test

Instruction for end of life and components disposal

Switch Off switch off supply to luminaire	Remove lamp for disposal	Remove battery for disposal	Remove luminaire for disposal	Dispatch materials to WEEE recycling plant